



MINISTRY OF EDUCATION
PRIMARY ENGAGEMENT PROGRAMME
GRADE ONE WORKSHEET
SUBJECT: LITERACY
LESSON: 3 WEEK 10

Name _____ Date _____

PHONICS

TOPIC: Word Families **-ock**




FACT/ TIP: Word families are groups of words that have something in common. Word families usually have the same end sound.

PRACTICE EXAMPLE: Words ending with **-ock**

Say /ock/ as in sock, clock

ON YOUR OWN:

Write the beginning letter to complete the name for the picture.

Ride around the -ock square.	 _____ock
 _____ock	 _____lock

VOCABULARY

TOPIC: HOMOPHONES

FACTS/TIPS: Homophones are words that sound the same but have different spellings. They also have different meanings.

PRACTICE EXAMPLE:



sun



son

ON YOUR OWN:

Circle the homophone that completes each sentence.

1. May has long black _____. **hair** **hear**
2. My team _____ the game. **one** **won**
3. Please _____ your name. **write** **right**


GRAMMAR

TOPIC: Singular and Plural

FACTS/TIPS: Singular and plural are used when counting nouns.

Singular tells that there is only one (1) of the noun.




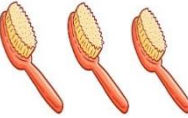


Plural tells that there is more than one of the noun.

one (1) dress 

four (4) dresses 

- Some nouns are made plural by adding **'-es'** to the end of the word. **E.g. dress – dresses dish - dishes**
- We add **-es** to words ending with **-ch, -sh, -x, -o, -s** and **-ss**.

Make the following nouns plural by adding **'-es'**

 box	 _____
 brush	 _____
 bus	 _____